

VITA DECO VERTICAL CONCEPT

50 Δt


(75/65/20°C)

K2



Height mm	Length mm	Sections	Stelrad UIN	Watts	Heat output Btu/h
1800	400	12	22182204	1476	5036
	500	15	22182205	1845	6295
	600	18	22182206	2214	7554

CENTRE TAP TRV



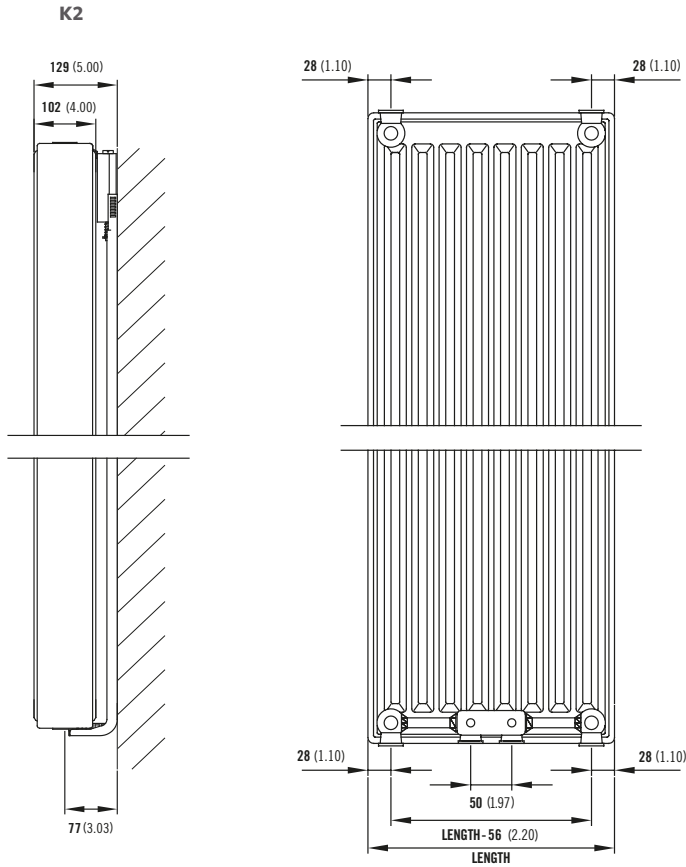
UIN	Elements
14531310	CENTRE TAP TRV STRAIGHT WHITE -10MM
14531312	CENTRE TAP TRV STRAIGHT WHITE -1/2IN
14531315	CENTRE TAP TRV STRAIGHT WHITE -15MM
14531410	CENTRE TAP TRV STRAIGHT CHROME -10MM
14531412	CENTRE TAP TRV STRAIGHT CHROME -1/2IN
14531415	CENTRE TAP TRV STRAIGHT CHROME -15MM
14531510	CENTRE TAP TRV ANGLED L WHITE -10MM
14531512	CENTRE TAP TRV ANGLED L WHITE -1/2IN
14531515	CENTRE TAP TRV ANGLED L WHITE -15MM
14531610	CENTRE TAP TRV ANGLED L CHROME -10MM
14531612	CENTRE TAP TRV ANGLED L CHROME -1/2IN
14531615	CENTRE TAP TRV ANGLED L CHROME -15MM
14531710	CENTRE TAP TRV ANGLED R WHITE -10MM
14531712	CENTRE TAP TRV ANGLED R WHITE -1/2IN
14531715	CENTRE TAP TRV ANGLED R WHITE -15MM
14531810	CENTRE TAP TRV ANGLED R CHROME -10MM
14531812	CENTRE TAP TRV ANGLED R CHROME -1/2IN
14531815	CENTRE TAP TRV ANGLED R CHROME -15MM

VITA DECO VERTICAL CONCEPT

Vita Series

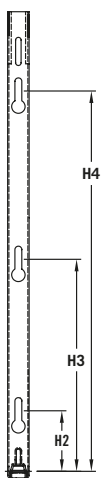
WALL MOUNTING AND LUG INFORMATION

All dimensions in mm. Inches in brackets.



Comes complete with Stelrad's class leading safety bracket.

MOUNTING BRACKETS



Height		H2		H3		H4	
mm	inches	mm	inches	mm	inches	mm	inches
1800	70.90	70	2.75	830	43.89	1590	63.58

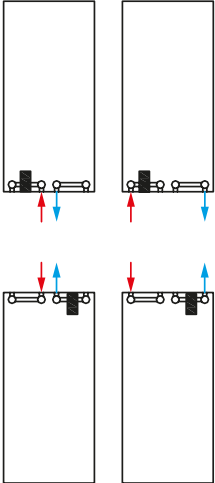
VITA DECO VERTICAL CONCEPT

Vita Series

CONNECTIONS

Each radiator comes with 1/2" inlet connections as standard.

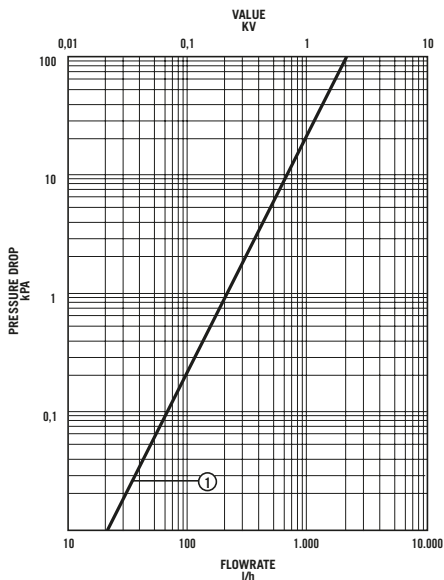
PIPING OPTIONS



EN 442 CERTIFICATION DATA - CETIAT TESTED IN ACCORDANCE WITH BS EN 442

Type	K2
Height	1800
W/m at 75/65/20	3690
n-coefficients	1.32
Heated surface area (m ² /m)	29.90
Weight (kg/m)	105.30
Water contents (l/m)	15.90
Wall to tap centre (mm)	77
K _M	20.70

PRESSURE DROPS



① Type K2