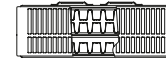




50 Δt

(75/65/20°C)

K3



Height mm	Length mm	Sections	Stelrad UIN	Watts	Heat output Btu/hr
300	1000	30	3033310	1349	4603
	2000	60	3033320	2698	9206
500	600	18	3053306	1234	4210
	700	21	3053307	1439	4910
	800	24	3053308	1645	5613
	900	27	3053309	1850	6312
	1000	30	3053310	2056	7015
	1100	33	3053311	2262	7718
	1200	36	3053312	2467	8417
	1400	42	3053314	2878	9820
	1600	48	3053316	3290	11225
	1800	54	3053318	3701	12628
600	2000	60	3053320	4112	14030
	2400	72	3053324	4934	16835
	400	12	3063304	956	3262
	500	15	3063305	1195	4077
	600	18	3063306	1433	4889
	700	21	3063307	1672	5705
	800	24	3063308	1911	6520
	900	27	3063309	2150	7336
	1000	30	3063310	2389	8151
	1100	33	3063311	2628	8967
700	1200	36	3063312	2867	9782
	1400	42	3063314	3345	11413
	1600	48	3063316	3822	13041
	1800	54	3063318	4300	14672
	2000	60	3063320	4778	16303
	2400	72	3063324	5734	19564
	500	15	3073305	1356	4627
	600	18	3073306	1627	5551
	700	21	3073307	1898	6476
	800	24	3073308	2170	7404
900	27	3073309	2441	8329	
1000	30	3073310	2712	9253	
1100	33	3073311	2983	10178	
1200	36	3073312	3254	11103	
1400	42	3073314	3797	12955	
1600	48	3073316	4339	14805	
1800	54	3073318	4882	16657	
2000	60	3073320	5424	18507	

Δt_{50} is the UK's industry standard for heating outputs, which has an operating temperature of 75/65/20°C. If you have a low temperature heat source you may wish to consider Δt_{40} or Δt_{30} output (see your installer or system designer or download from www.stelrad.com).

For EN442 data, technical and installation information please visit our website: www.stelrad.com and search product downloads.

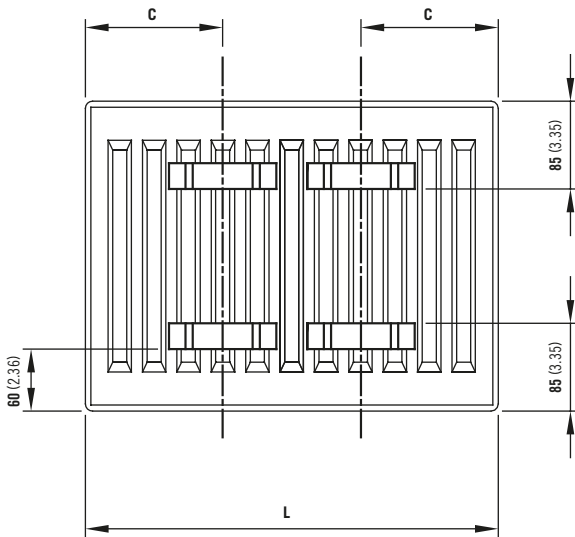
COMPACT K3

Stelrad Series

WALL MOUNTING AND LUG INFORMATION

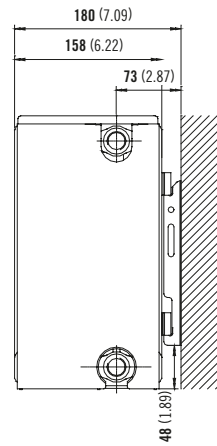
All dimensions in mm. Inches in brackets.

REAR ELEVATION

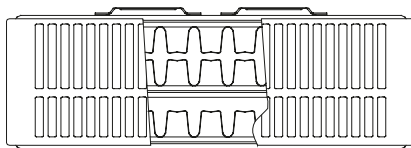


L	C
400 - 1100	133
1200 - 2400	133

SIDE ELEVATION



TOP ELEVATION




COMPACT K3

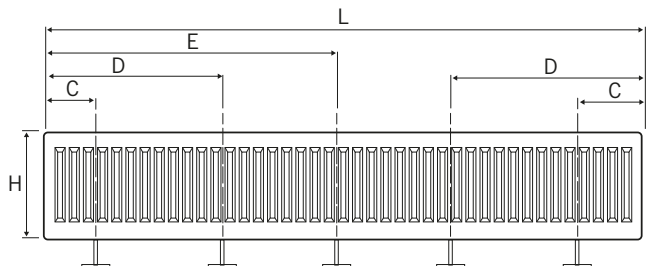
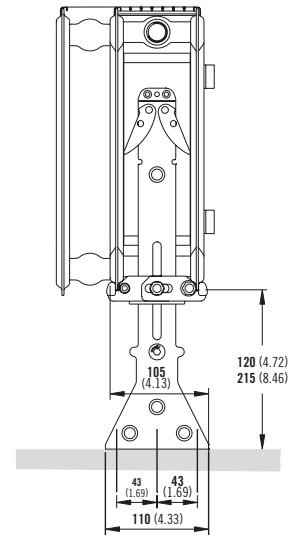
Stelrad Series

FLOORSTANDING BRACKETS

All dimensions in mm. Inches in brackets.



Floor brackets



	L	400	500 - 1100	1200	1400 - 1800	2000 - 3000
H	Number	2pc				3pc
300	C	117	150	250	250	250
500	E	-	-	-	-	L/2+17

	L	400	500 - 1100	1200	1400 - 1800	2000	2200	2400	2600	2800	3000
H	Number	2pc			3pc	4pc		5pc			
600	C	117	150	250	250	250		250			
700	D	-	-	-	-	750	817	850	750	817	850
	E	-	-	-	817	-	-	-	L/2+17		

CONNECTIONS

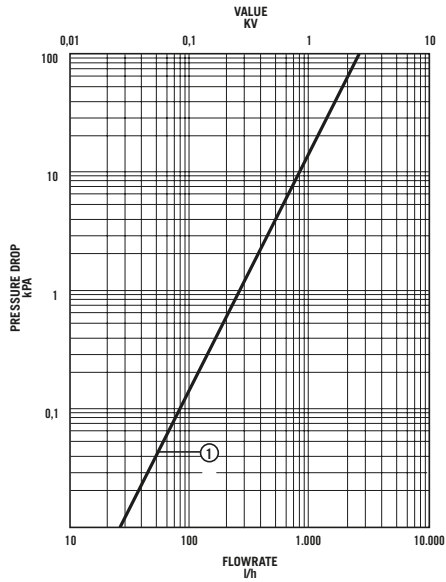
Each radiator comes with 1/2" inlet connections as standard.

EN 442 CERTIFICATION DATA - CETIAT TESTED IN ACCORDANCE WITH BS EN 442

Type	K3			
Height	300	500	600	700
W/m at 75/65/20	1349	2056	2389	2712
n-coefficients	1.31	1.32	1.32	1.34
Heated surface area (m2/m)	5.26	9.49	11.61	13.72
Weight (kg/m)	25.20	43.40	52.50	60.77
Water contents (l/m)	5.40	8.33	9.80	11.37
Wall to tap centre (mm)	73	73	73	73

COMPACT K3

PRESSURE DROPS



① Type 33 (K3)