



50 Δt

(75/65/20°C)

P+

K2

Height mm	Emitter Length mm	Casing Length mm	Stelrad UIN	Heat output Watts	Heat output Btu/hr	Emitter Length mm	Casing Length mm	Stelrad UIN	Heat output Watts	Heat output Btu/hr
1820	400	504	38418210	1224	4176	400	527	38418220	1476	5036
	500	604	38518210	1530	5220	500	627	38518220	1845	6295
	600	704	38618210	1836	6264	600	727	38618220	2214	7554
2020	400	504	38420210	1308	4463	400	527	38420220	1584	5405
	500	604	38520210	1635	5579	500	627	38520220	1980	6756
	600	704	38620210	1962	6694	600	727	38620220	2376	8107

$\Delta t50$ is the UK's industry standard for heating outputs, which has an operating temperature of 75/65/20°C. If you have a low temperature heat source you may wish to consider $\Delta t40$ or $\Delta t30$ output (see your installer or system designer or download from www.stelrad.com).

For EN442 data, technical and installation information please visit our website: www.stelrad.com and search product downloads.

CENTRE TAP TRV



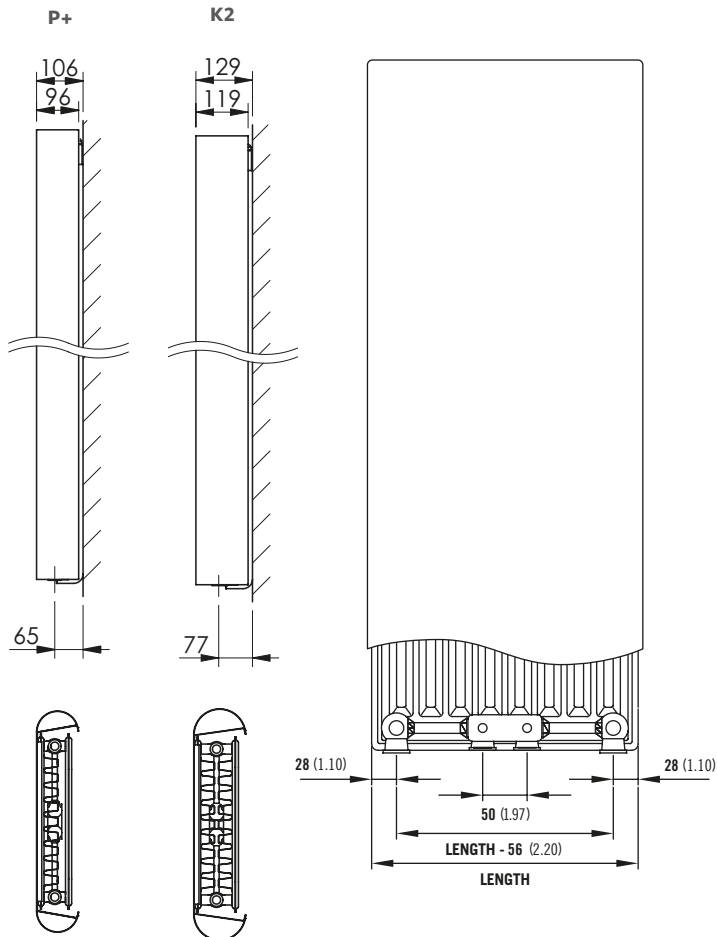
UIN	Elements
14531310	CENTRE TAP TRV STRAIGHT WHITE -10MM
14531312	CENTRE TAP TRV STRAIGHT WHITE -1/2IN
14531315	CENTRE TAP TRV STRAIGHT WHITE -15MM
14531410	CENTRE TAP TRV STRAIGHT CHROME -10MM
14531412	CENTRE TAP TRV STRAIGHT CHROME -1/2IN
14531415	CENTRE TAP TRV STRAIGHT CHROME -15MM
14531510	CENTRE TAP TRV ANGLED L WHITE -10MM
14531512	CENTRE TAP TRV ANGLED L WHITE -1/2IN
14531515	CENTRE TAP TRV ANGLED L WHITE -15MM
14531610	CENTRE TAP TRV ANGLED L CHROME -10MM
14531612	CENTRE TAP TRV ANGLED L CHROME -1/2IN
14531615	CENTRE TAP TRV ANGLED L CHROME -15MM
14531710	CENTRE TAP TRV ANGLED R WHITE -10MM
14531712	CENTRE TAP TRV ANGLED R WHITE -1/2IN
14531715	CENTRE TAP TRV ANGLED R WHITE -15MM
14531810	CENTRE TAP TRV ANGLED R CHROME -10MM
14531812	CENTRE TAP TRV ANGLED R CHROME -1/2IN
14531815	CENTRE TAP TRV ANGLED R CHROME -15MM

SWING

Designer Series

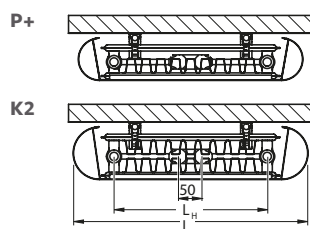
WALL MOUNTING INFORMATION

All dimensions in mm. Inches in brackets.



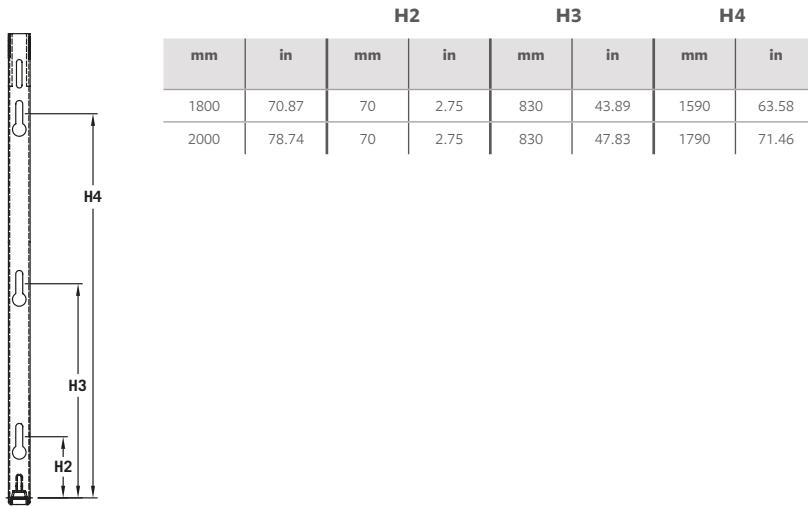
Comes complete with Stelrad's class leading safety bracket.

TAPPING CENTRES



L - P+ mm	L - K2 mm	L _H mm
504	527	344
604	627	444
704	727	70

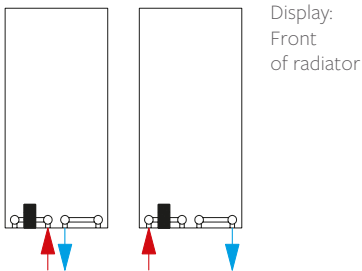
MOUNTING BRACKETS



CONNECTIONS

Each radiator comes with 1/2" inlet connections as standard.

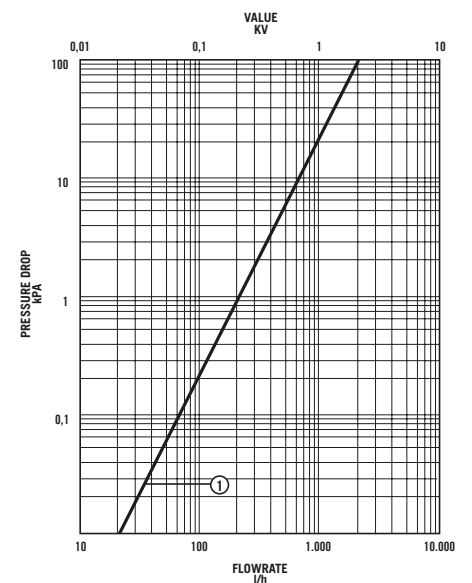
PIPING OPTIONS



EN 442 CERTIFICATION DATA - CETIAT TESTED IN ACCORDANCE WITH BS EN 442

Type	P+		K2	
Height	1820	2020	1820	2020
W/m at 75/65/20	3060	3270	3690	3960
n-coefficients	1.30	1.30	1.33	1.33
Heated surface area (m ² /m)	13.58	16.20	29.90	37.74
Weight (kg/m)	96.00	106.20	105.30	116.40
Water contents (l/m)	15.90	17.70	15.90	17.70
Wall to tap centre (mm)	65	65	77	77

PRESSURE DROPS




① Type P+ & K2

COLOUR GUIDE

A shade for every room, for every interior. Opt for warm elegance, baroque ambience or modern minimalism.

NATURAL COLOURS



METALLIC COLOURS



RAL COLOURS



*Please note: When choosing a colour only the front fascia panel can be coloured. Where the product height is 1000mm and 1200mm, the emitter, top grille and side panels are black. If the product height is 1800mm and 2000mm, the emitter, top grille and side panels are white.

FOR FURTHER INFORMATION ON RAL COLOURS PLEASE VISIT WWW.RALCOLOR.COM



Stelrad Radiators are available in white (RAL 9016) as standard, however the specific Radiators identified are now available in a variety of colours. The colours shown are reproduced as accurately as this process will allow and can be made to order on the identified products.

All colour radiators have up to an 8 week lead time, and when a coloured radiator or radiators have been ordered they cannot be cancelled or returned.

To request a colour chart please email marketing@stelrad.com