



PLANAR HORIZONTAL

The simple and understated design makes the Stelrad Planar the ultimate in minimalism for radiators. With its completely flat, smooth finish and integrated top grille and side panels it has a remarkably slim and stylish profile that will enhance the look in any room.

<i>RANGE</i>	100
<i>TYPES</i>	K1, K2
<i>HEIGHTS (MM)</i>	300 - 700
<i>LENGTHS (MM)</i>	400 - 3000
<i>OUTPUTS (WATTS)</i>	235 - 4901
<i>OUTPUTS (BTU/HR)</i>	802 - 16729
<i>COLOURS</i>	36
<i>WORKING PRESSURE</i>	10 bar





Planar K2



Planar K1

Planar Horizontal

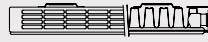
 **Stelrad** Designer Series



50 Δt

(75/65/20°C)

K1



K2



Height mm	Length mm	Sections	Stelrad UIN	Heat output		Stelrad UIN	Heat output	
				Watts	Btu/hr		Watts	Btu/hr
300	500	15	140900	235	802	140904	465	1587
	1000	30	140901	469	1601	140905	929	3171
	1400	42	140902	657	2242	140906	1301	4440
	2000	60	140903	938	3201	140907	1858	6341
400	400	12	140908	250	853	140917	471	1608
	600	18	140909	376	1283	140918	706	2410
	800	24	140910	501	1710	140919	942	3215
	1000	30	140911	626	2137	140920	1177	4017
	1200	36	140912	751	2563	140921	1412	4819
	1400	42	140913	876	2990	140922	1648	5625
	1600	48	140914	1002	3420	140923	1883	6427
	1800	54	140915	1127	3846	140924	2119	7232
2000	60	140916	1252	4273	140925	2354	8034	
500	400	12	140926	310	1058	140935	564	1925
	600	18	140927	464	1584	140936	847	2891
	800	24	140928	619	2113	140937	1129	3853
	1000	30	140929	774	2642	140938	1411	4816
	1200	36	140930	929	3171	140939	1693	5778
	1400	42	140931	1084	3700	140940	1975	6741
	1600	48	140932	1238	4225	140941	2258	7707
	1800	54	140933	1393	4754	140942	2540	8669
	2000	60	140934	1548	5283	140943	2822	9631
	2200	66	141100	1702	5812	141105	3105	10595
	2400	72	141101	1858	6341	141106	3386	11556
	2600	78	141102	2013	6871	141107	3668	12518
2800	84	141103	2168	7394	141108	3950	13486	
3000	90	141104	2321	7924	141109	4234	14448	
600	400	12	140944	364	1242	140953	654	2232
	600	18	140945	547	1867	140954	980	3345
	800	24	140946	729	2488	140955	1307	4461
	1000	30	140947	911	3109	140956	1634	5577
	1200	36	140948	1093	3730	140957	1961	6693
	1400	42	140949	1275	4352	140958	2288	7809
	1600	48	140950	1458	4976	140959	2614	8922
	1800	54	140951	1640	5597	140960	2941	10038
	2000	60	140952	1822	6218	140961	3268	11154
	2200	66	141110	2005	6840	141115	3594	12269
	2400	72	141111	2186	7461	141116	3922	13386
	2600	78	141112	2368	8081	141117	4249	14502
2800	84	141113	2550	8708	141118	4576	15613	
3000	90	141114	2734	9329	141119	4901	16729	
700	400	12	140974	415	1417	140983	739	2522
	600	18	140975	623	2125	140984	1109	3783
	800	30	140976	830	2833	140985	1478	5044
	1000	36	140977	1038	3542	140986	1848	6305
	1200	42	140978	1246	4250	140987	2218	7566
	1400	48	140979	1453	4958	140988	2587	8828
	1600	54	140980	1661	5667	140989	2957	10089
	1800	60	140981	1868	6375	140990	3326	11350
2000	66	140982	2076	7083	140991	3696	12611	

Δt 50 is the UK's industry standard for heating outputs, which has an operating temperature of 75/65/20°C. If you have a low temperature heat source you may wish to consider Δt 40 or Δt 30 output (see your installer or system designer or download from www.stelrad.com).

For further assistance on colour option UINs and prices, please contact the sales admin team on 0844 543 6200.

Planar Horizontal

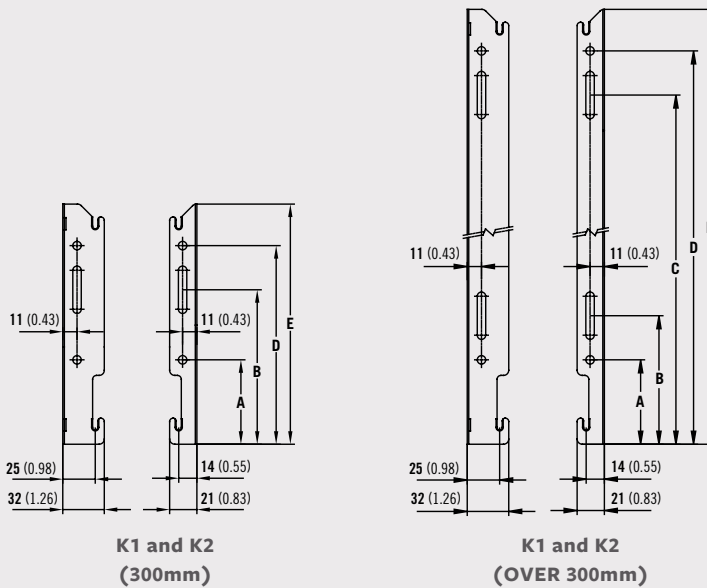


EN 442 CERTIFICATION DATA - CETIAT TESTED IN ACCORDANCE WITH BS EN 442

Type	K1					K2				
	300	400	500	600	700	300	400	500	600	700
Height	300	400	500	600	700	300	400	500	600	700
W/m at 75/65/20	469	629	774	911	1038	929	1177	1411	1634	1848
n-coefficients	1.30	1.29	1.28	1.27	1.27	1.29	1.30	1.31	1.32	1.33
Heated surface area (m ² /m)	2.09	2.95	3.80	4.66	5.51	3.51	4.92	6.33	7.74	9.15
Weight (kg/m)	11.88	16.13	20.39	24.65	28.91	19.60	26.40	33.20	40.00	46.80
Water contents (l/m)	1.89	2.34	2.80	3.25	3.77	3.70	4.67	5.63	6.60	7.63
Wall to tap centre (mm)	54	54	54	54	54	76	76	76	76	76

MOUNTING BRACKETS

All dimensions in mm. Inches in brackets.



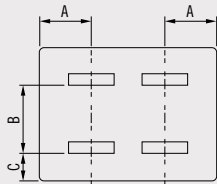
Dimensions	mm	inches	mm	inches	mm	inches	mm	inches
Height	300	11.81	450	17.72	600	23.62	700	27.56
A	65	2.56	65	2.56	65	2.56	65	2.56
B	119	4.69	99	3.90	99	3.90	99	3.90
C	-	-	269	10.59	419	16.50	519	20.43
D	153	6.02	303	11.93	453	17.83	553	21.77
E	185	7.28	335	13.19	485	19.09	585	23.03

Planar Horizontal

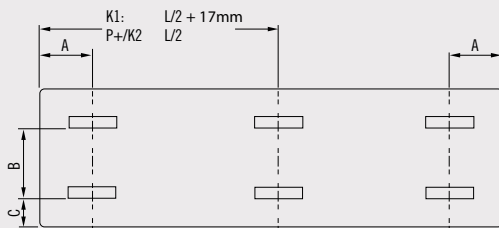
Stelrad Designer Series



K1 AND K2 LUG POSITIONS (New as of June 2016).
All dimensions in mm. Inches in brackets.



L400-1600



L1800-2000

K1

Dimensions	mm	in
A 400mm	117	4.61
A 500 - 1100mm	150	5.91
A 1200 - 2000mm	133	5.24
B All	60	2.36
C 1800 - 3000mm	17	0.67

PANEL HEIGHT

D

PANEL HEIGHT		D	
mm	in	mm	in
300	11.81	155	6.10
400	15.75	255	10.04
500	19.69	355	13.98
600	23.62	455	17.93
700	27.56	555	21.85

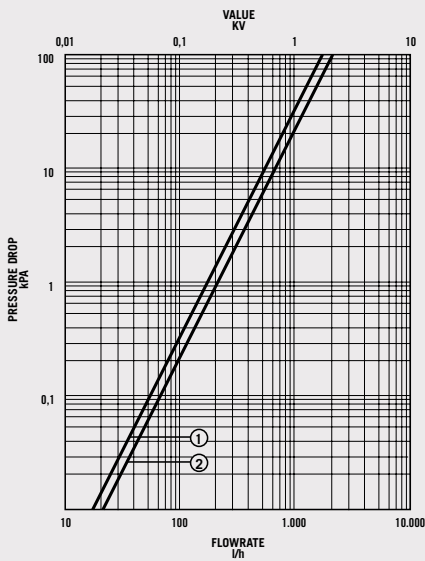
K2

Dimensions	mm	in
A 400 - 1100mm	133	5.24
A 1200 - 2000mm	133	5.24
B All	60	2.36

CONNECTIONS

Each radiator comes with 1/2" inlet connections as standard.

PRESSURE DROPS



- ① Type 10 (P1), 11 (K1)
- ② Type 21 (P+), 22 (K2)

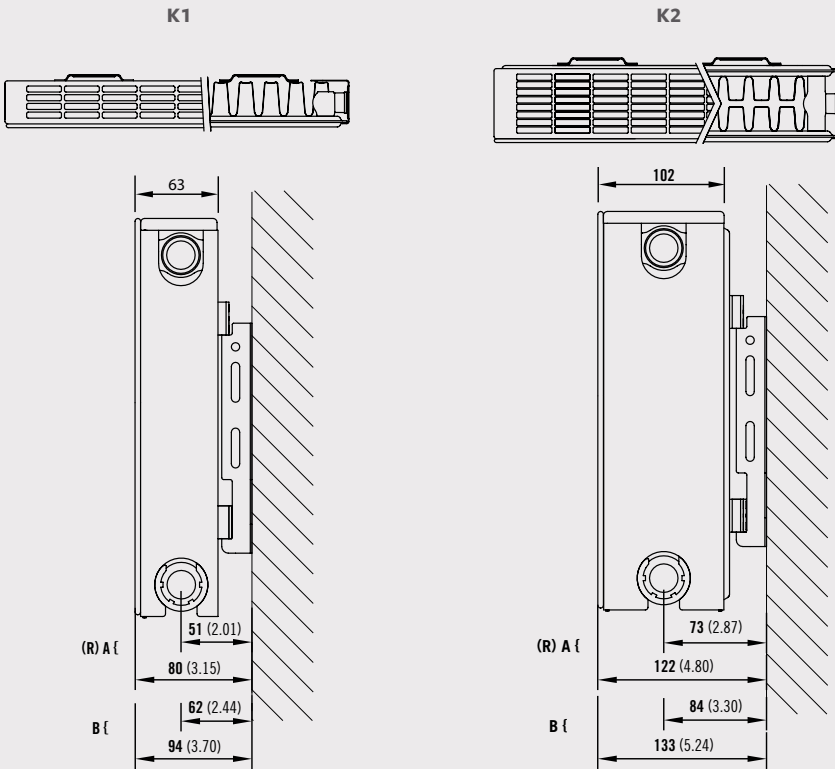
Planar Horizontal

 **Stelrad** Designer Series



WALL MOUNTING INFORMATION

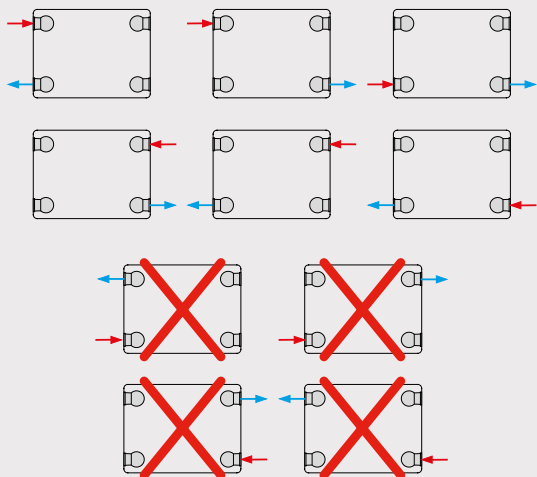
All dimensions in mm. Inches in brackets.



BRACKET POSITION

A = Closest to wall B = Furthest from wall (R) = Recommended mounting position

PIPING OPTIONS



Colour Guide

A shade for every room, for every interior. Opt for warm elegance, baroque ambience or modern minimalism.

Colour information for the:

Vita Series - Vita Ultra*


Aqua Series - Caliente Rail, Caliente Curved Rail, Concord Rail & Vertical Ultra*

Designer Series - Compact with Style, Planar and Swing


Natural Colours




NT110
Papyrus white




NT120
Pearl white




NT130
Champagne




NT140
Beige




NT150
Beige grey




NT160
Pebble grey



NT170
Quartz grey




SN110
Cream white



SN120
Cream



SN130
Mocca




SN140
Bordeaux



SN150
Sepia



SN160
Pale blue



SN170
Black

Metallic Colours




ML110
Dove grey




ML120
Titanium grey



ML130
Blue grey




ML140
Granite



ML150
Cappuccino



ML160
Terra brown



ML170
Graphite black

RAL Colours




A1004
Golden yellow



A2003
Pastel orange



A3002
Carmine red



A3003
Robin red




A5002
Ultramarine blue




A6018
Yellow green



A7001
Silver grey



A7011
Iron grey



A7016
Anthracite grey



A7030
Stone grey



A7035
Light grey



A8017
Chocolate brown



A9003
Signal white



A9005
Jet black

*Please note: When choosing a colour for Vita and Vertical Ultra radiator only the front fascia panel can be coloured. Emitter, top grille and side panels are black.



RAL 9016**
Traffic white
comes as
standard on
all radiators.

Stelrad Radiators are available in white (RAL 9016) as standard, however the specific Radiators identified are now available in a variety of colours.

The colours shown are reproduced as accurately as this process will allow and can be made to order on the identified products.