



PLANAR VERTICAL

Designer Series

50 Δt
(75/65/20°C)

K2



Height mm	Length mm	Sections	Stelrad UIN	Heat output	
				Watts	Btu/hr
1600	300	9	30162203	1026	3501
	400	12	30162204	1368	4668
	500	15	30162205	1710	5835
	600	18	30162206	2052	7002
1800	300	9	30182203	1107	3777
	400	12	30182204	1476	5036
	500	15	30182205	1845	6295
	600	18	30182206	2214	7554
	700	21	30182207	2583	8813
2000	400	12	30202204	1584	5405
	500	15	30202205	1980	6756
	600	18	30202206	2376	8107
	700	21	30202207	2772	9458
2200	400	12	30222204	1692	5773
	500	15	30222205	2115	7216
	600	18	30222206	2538	8660
	700	21	30222207	2961	10103

$\Delta t50$ is the UK's industry standard for heating outputs, which has an operating temperature of 75/65/20°C. If you have a low temperature heat source you may wish to consider $\Delta t40$ or $\Delta t30$ output (see your installer or system designer or download from www.stelrad.com).

For EN442 data, technical and installation information please visit our website: www.stelrad.com and search product downloads.

CENTRE TAP TRV



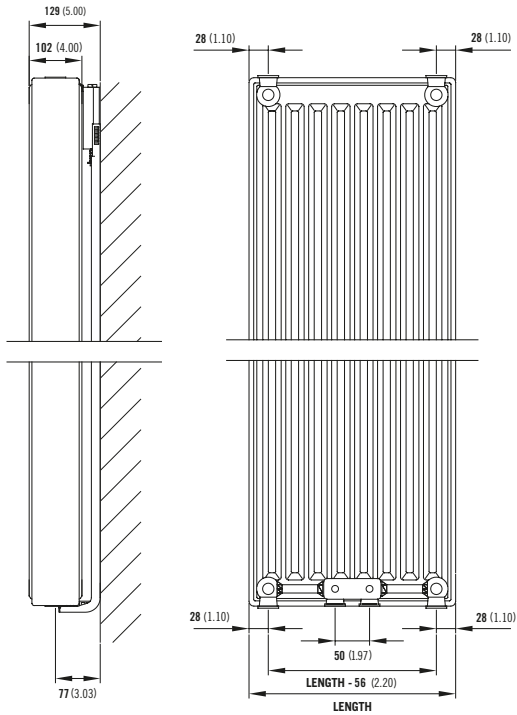
UIN	Elements
14531310	CENTRE TAP TRV STRAIGHT WHITE -10MM
14531312	CENTRE TAP TRV STRAIGHT WHITE -1/2IN
14531315	CENTRE TAP TRV STRAIGHT WHITE -15MM
14531410	CENTRE TAP TRV STRAIGHT CHROME -10MM
14531412	CENTRE TAP TRV STRAIGHT CHROME -1/2IN
14531415	CENTRE TAP TRV STRAIGHT CHROME -15MM
14531510	CENTRE TAP TRV ANGLED L WHITE -10MM
14531512	CENTRE TAP TRV ANGLED L WHITE -1/2IN
14531515	CENTRE TAP TRV ANGLED L WHITE -15MM
14531610	CENTRE TAP TRV ANGLED L CHROME -10MM
14531612	CENTRE TAP TRV ANGLED L CHROME -1/2IN
14531615	CENTRE TAP TRV ANGLED L CHROME -15MM
14531710	CENTRE TAP TRV ANGLED R WHITE -10MM
14531712	CENTRE TAP TRV ANGLED R WHITE -1/2IN
14531715	CENTRE TAP TRV ANGLED R WHITE -15MM
14531810	CENTRE TAP TRV ANGLED R CHROME -10MM
14531812	CENTRE TAP TRV ANGLED R CHROME -1/2IN
14531815	CENTRE TAP TRV ANGLED R CHROME -15MM

PLANAR VERTICAL

Designer Series

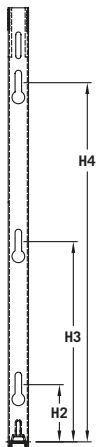
WALL MOUNTING INFORMATION

All dimensions in mm. Inches in brackets.



Comes complete with Stelrad's class leading safety bracket.

MOUNTING BRACKETS



Height	H2		H3		H4		
	mm	in	mm	in	mm	in	
1800	70.87	70	2.75	830	43.89	1590	63.58
2000	78.74	70	2.75	930	47.83	1790	71.46
2200	86.61	70	2.75	1030	51.77	1990	79.33

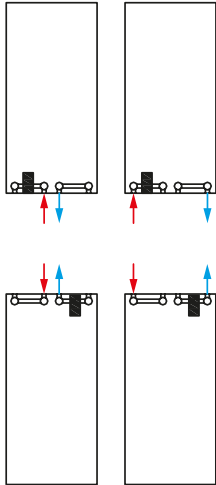
CONNECTIONS

Each radiator comes with 1/2" inlet connections as standard.

PLANAR VERTICAL

Designer Series

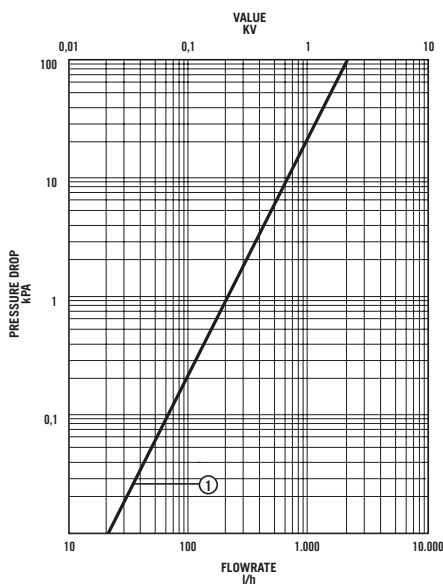
PIPING OPTIONS



EN 442 CERTIFICATION DATA - CETIAT TESTED IN ACCORDANCE WITH BS EN 442

Type	K2		
Height	1800	2000	2200
W/m at 75/65/20	3690	3960	4230
n-coefficients	1.32	1.33	1.33
Heated surface area (m ² /m)	29.90	37.74	38.66
Weight (kg/m)	105.30	116.40	126.60
Water contents (l/m)	15.90	17.70	20.10
Wall to tap centre (mm)	77	77	77

PRESSURE DROPS




① Type K2

COLOUR GUIDE

A shade for every room, for every interior. Opt for warm elegance, baroque ambience or modern minimalism.

NATURAL COLOURS



METALLIC COLOURS



RAL COLOURS



*Please note: When choosing a colour only the front fascia panel can be coloured. Where the product height is 1000mm and 1200mm, the emitter, top grille and side panels are black. If the product height is 1800mm and 2000mm, the emitter, top grille and side panels are white.

FOR FURTHER INFORMATION ON RAL COLOURS PLEASE VISIT WWW.RALCOLOR.COM



Stelrad Radiators are available in white (RAL 9016) as standard, however the specific Radiators identified are now available in a variety of colours. The colours shown are reproduced as accurately as this process will allow and can be made to order on the identified products.

All colour radiators have up to an 8 week lead time, and when a coloured radiator or radiators have been ordered they cannot be cancelled or returned.

To request a colour chart please email marketing@stelrad.com